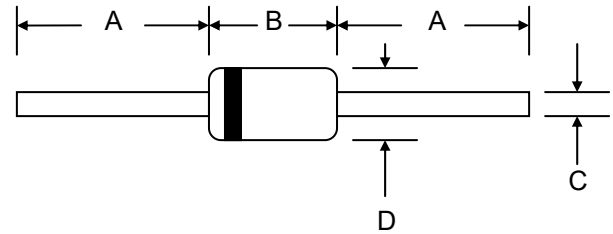


500mW Axial Zener Diode
Features

- Planar Die Construction
- 500mW Power Dissipation
- 2.4V – 47V Nominal Zener Voltage
- 5% Standard Vz Tolerance
- Low Inductance
- For Use in Voltage Regulator or Reference
- Plastic Case Material has UL Flammability Classification Rating 94V-0


Mechanical Data

- Case: DO-35, Molded Glass
- Terminals: Plated Leads Solderable per MIL-STD-202, Method 208
- Polarity: Cathode Band
- Weight: 0.13 grams (approx.)
- Mounting Position: Any
- Marking: Type Number
- **Lead Free: For RoHS / Lead Free Version**

DO-35		
Dim	Min	Max
A	25.40	—
B	—	3.80
C	0.45	0.55
D	1.65	1.95
All Dimensions in mm		

Maximum Ratings @ $T_A=25^{\circ}\text{C}$ unless otherwise specified

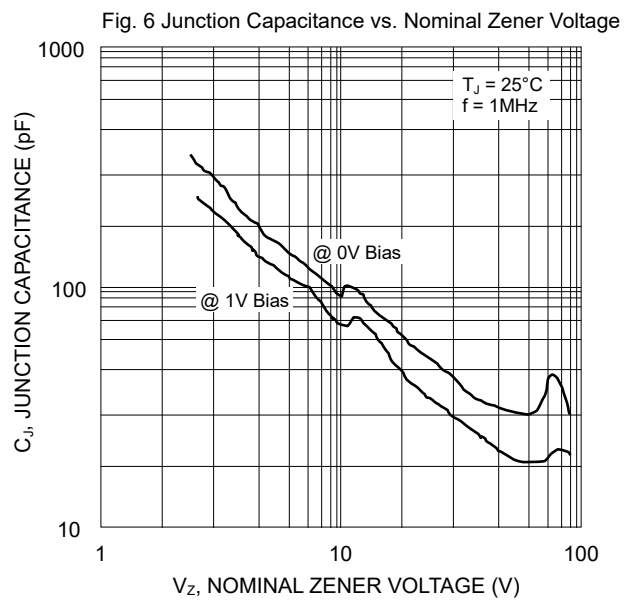
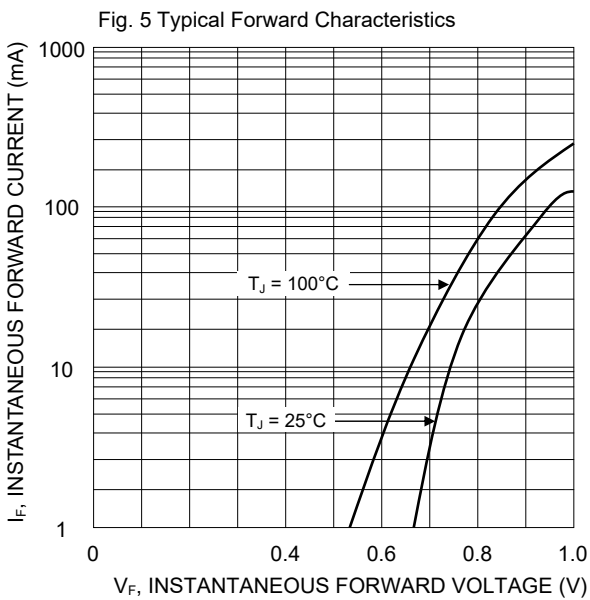
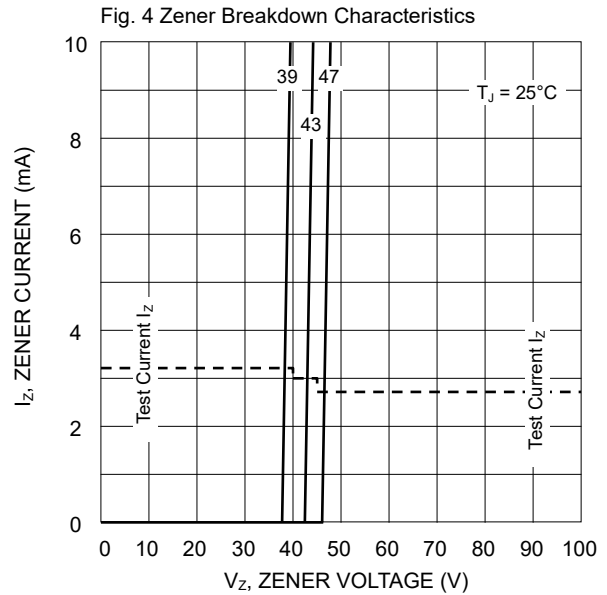
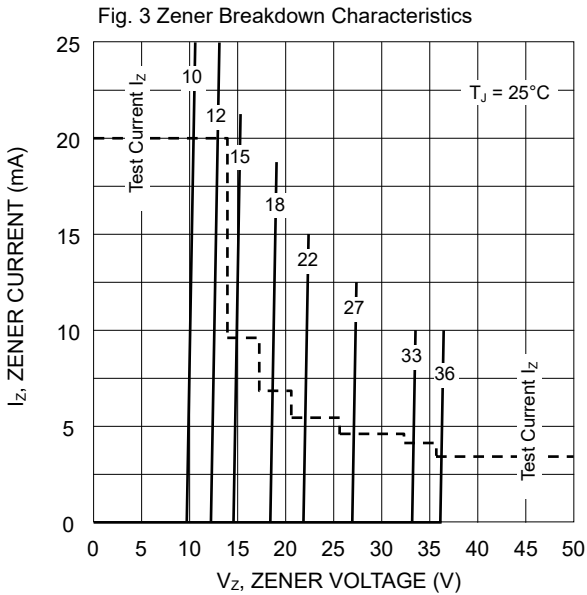
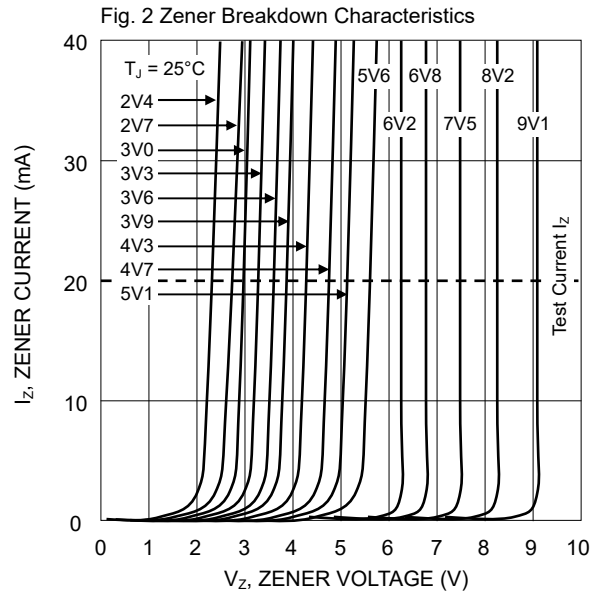
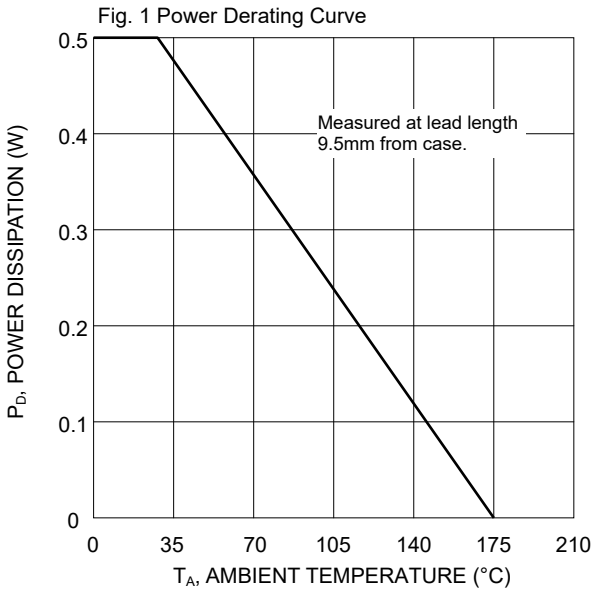
Characteristic	Symbol	Value	Unit
Power Dissipation at $T_A = 25^{\circ}\text{C}$ (Note 1)	P_D	500	mW
Forward Voltage @ $I_F = 200\text{mA}$	V_F	1.1	V
Thermal Resistance Junction to Ambient (Note 2)	R_{JA}	300	$^{\circ}\text{C}/\text{W}$
Operating and Storage Temperature Range	T_J, T_{STG}	-65 to +175	$^{\circ}\text{C}$

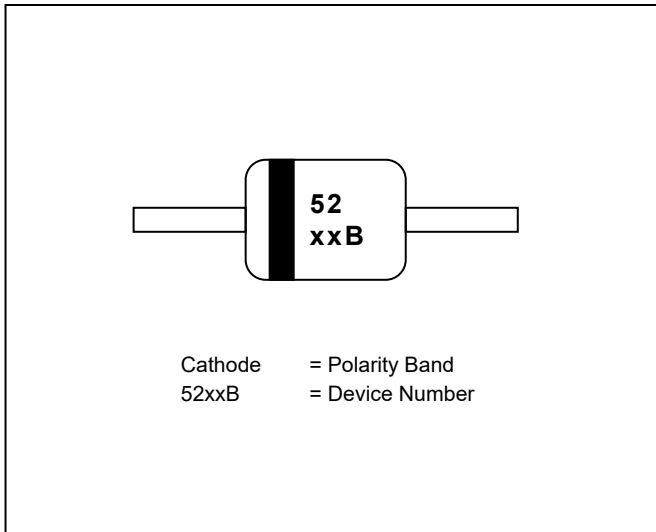
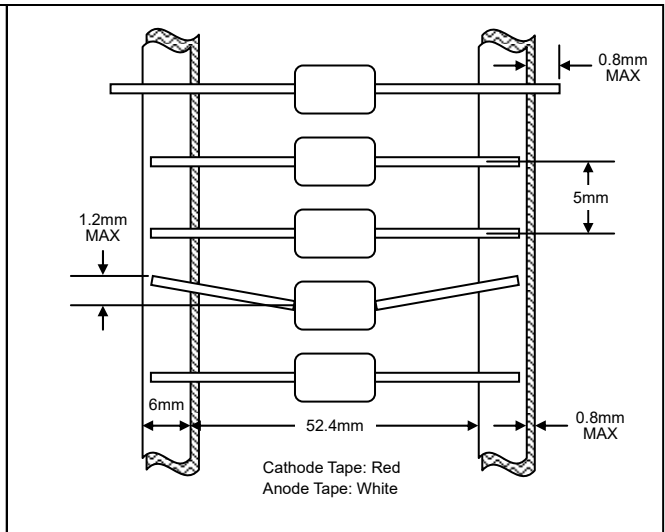
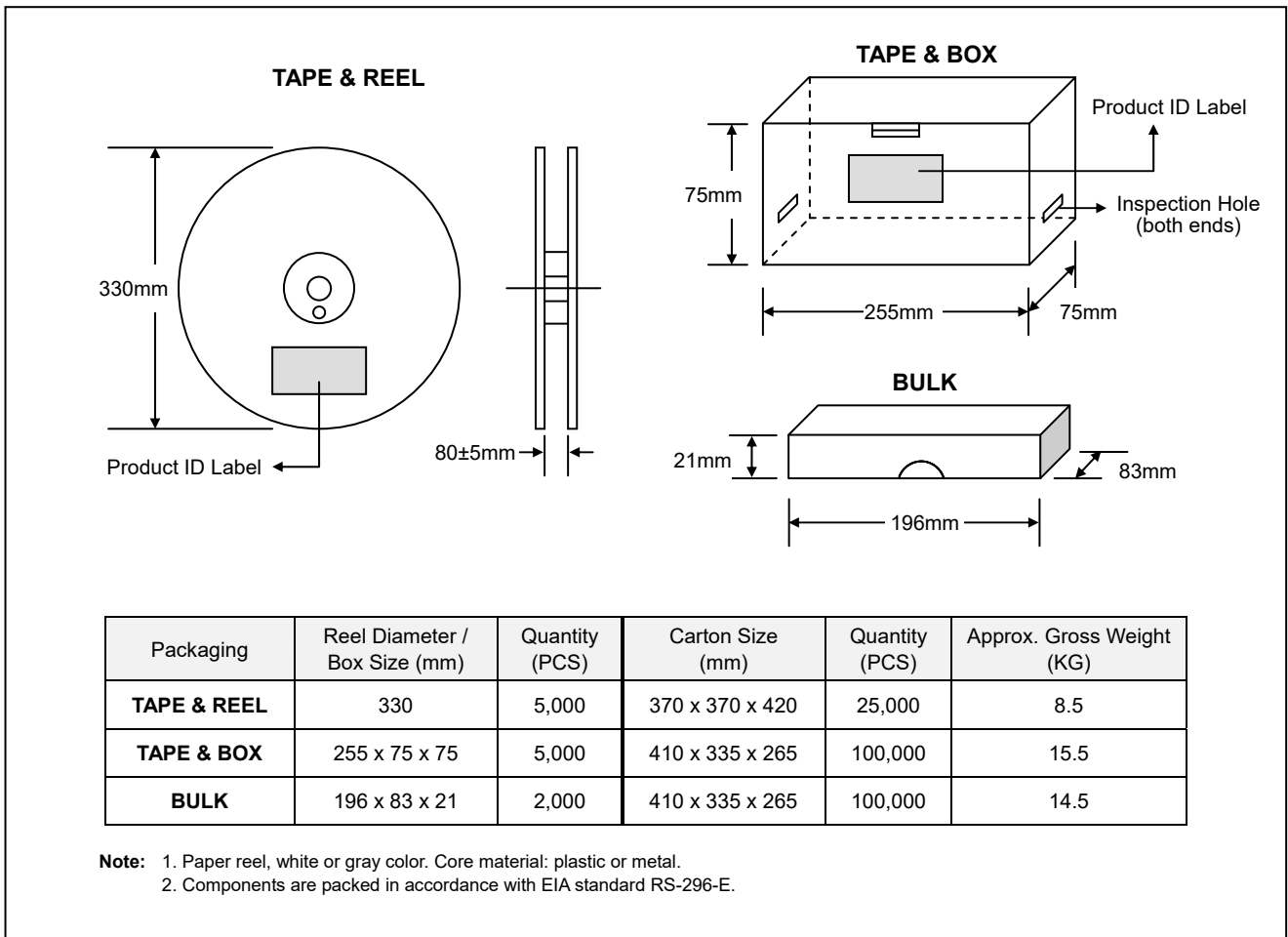
Note: 1. Measured at lead length 3/8" (9.5mm) from body.
 2. Valid provided that leads are kept at ambient temperature at a distance of 10mm from the case.

Electrical Characteristics (@T_A=25°C unless otherwise specified) Table 1

Type Number (Note 1)	Nominal Zener Voltage (Note 2)	Test Current	Maximum Zener Impedance (Note 3)			Maximum Reverse Leakage Current		Typical Temp. Coefficient of Zener Voltage
	V _Z @ I _{ZT}	I _{ZT}	Z _{ZT} @ I _{ZT}	Z _{ZK} @ I _{ZK}	I _{ZK}	I _R	@ V _R	αV _Z @ I _{ZT}
	(V)	(mA)	()	()	(mA)	(μA)	(V)	(%/°C)
1N5221B	2.4	20	30	1200	0.25	100	1.0	-0.085
1N5222B	2.5	20	30	1250	0.25	100	1.0	-0.085
1N5223B	2.7	20	30	1300	0.25	75	1.0	-0.080
1N5224B	2.8	20	30	1400	0.25	75	1.0	-0.080
1N5225B	3.0	20	29	1600	0.25	50	1.0	-0.075
1N5226B	3.3	20	28	1600	0.25	25	1.0	-0.070
1N5227B	3.6	20	24	1700	0.25	15	1.0	-0.065
1N5228B	3.9	20	23	1900	0.25	10	1.0	-0.060
1N5229B	4.3	20	22	2000	0.25	5.0	1.0	-0.055
1N5230B	4.7	20	19	1900	0.25	5.0	2.0	±0.030
1N5231B	5.1	20	17	1600	0.25	5.0	2.0	±0.030
1N5232B	5.6	20	11	1600	0.25	5.0	3.0	+0.038
1N5233B	6.0	20	7.0	1600	0.25	5.0	3.5	+0.038
1N5234B	6.2	20	7.0	1000	0.25	5.0	4.0	+0.045
1N5235B	6.8	20	5.0	750	0.25	3.0	5.0	+0.050
1N5236B	7.5	20	6.0	500	0.25	3.0	6.0	+0.058
1N5237B	8.2	20	8.0	500	0.25	3.0	6.5	+0.062
1N5238B	8.7	20	8.0	600	0.25	3.0	6.5	+0.065
1N5239B	9.1	20	10	600	0.25	3.0	7.0	+0.068
1N5240B	10	20	17	600	0.25	3.0	8.0	+0.075
1N5241B	11	20	22	600	0.25	2.0	8.4	+0.076
1N5242B	12	20	30	600	0.25	1.0	9.1	+0.077
1N5243B	13	9.5	13	600	0.25	0.5	9.9	+0.079
1N5244B	14	9.0	15	600	0.25	0.1	10	+0.082
1N5245B	15	8.5	16	600	0.25	0.1	11	+0.082
1N5246B	16	7.8	17	600	0.25	0.1	12	+0.083
1N5247B	17	7.4	19	600	0.25	0.1	13	+0.084
1N5248B	18	7.0	21	600	0.25	0.1	14	+0.085
1N5249B	19	6.6	23	600	0.25	0.1	14	+0.086
1N5250B	20	6.2	25	600	0.25	0.1	15	+0.086
1N5251B	22	5.6	29	600	0.25	0.1	17	+0.087
1N5252B	24	5.2	33	600	0.25	0.1	18	+0.087
1N5253B	25	5.0	35	600	0.25	0.1	19	+0.089
1N5254B	27	4.6	41	600	0.25	0.1	21	+0.090
1N5255B	28	4.5	44	600	0.25	0.1	21	+0.091
1N5256B	30	4.2	49	600	0.25	0.1	23	+0.091
1N5257B	33	3.8	58	700	0.25	0.1	25	+0.092
1N5258B	36	3.4	70	700	0.25	0.1	27	+0.093
1N5259B	39	3.2	80	800	0.25	0.1	30	+0.094
1N5260B	43	3.0	93	900	0.25	0.1	33	+0.095
1N5261B	47	2.7	105	1000	0.25	0.1	36	+0.095

Note: 1. Type numbers listed have standard tolerance on the nominal zener voltage of ±5%.
 2. Measured under thermal equilibrium and DC (I_{ZT}) test conditions.
 3. f = 1KHz

Ratings and Characteristic Curves


MARKING INFORMATION

TAPING SPECIFICATIONS

PACKAGING INFORMATION


Disclaimer

DACO Semiconductor reserves the right to make modifications, enhancements, improvements, corrections, or other changes to this document and any product described herein without prior notice. For the most up-to-date version, please visit our website.

DACO Semiconductor makes no warranty, representation, or guarantee regarding the suitability of its products for any particular purpose, nor does DACO Semiconductor assume any liability arising out of the application or use of any product or circuit, and specifically disclaims any liability, including without limitation special, consequential or incidental damages.

Purchasers are responsible for its products and applications using DACO Semiconductor products, including compliance with all laws, regulations, and safety requirements or standards, regardless of any support or application information provided by DACO Semiconductor. "Typical" parameters that may be provided in DACO Semiconductor datasheets and/or specifications can and do vary in different applications and actual performance may vary over time. All operating parameters, including "Typical" must be validated for each customer application by the customer's technical experts.

DACO Semiconductor products are not designed, authorized, or warranted to be suitable for use in life support, life-critical or safety-critical systems, or equipment, nor in applications where failure or malfunction of DACO Semiconductor's product can reasonably be expected to result in personal injury, death or severe property or environmental damage. DACO Semiconductor accepts no liability for the inclusion and/or use of DACO Semiconductor's products in such equipment or applications and therefore such inclusion and/or use is at the customer's own risk.

Purchasers who buy or use DACO Semiconductor products for any unintended or unauthorized applications are required to indemnify and absolve DACO Semiconductor, its suppliers, and distributors from any claims, costs, damages, expenses, and reasonable attorney fees arising out of, directly or indirectly, any claim of personal injury or death associated with such unintended or unauthorized use, even if such claim alleges that DACO Semiconductor was negligent regarding the design or manufacture of the part.

No part of this publication may be reproduced or transmitted in any form or by any means, electronic or mechanical, including photocopying and recording, or by any information storage and retrieval system, or otherwise, without the prior written permission of DACO Semiconductor Co., Ltd.